



2014 3 27



中国忠旺
China Zhongwang

•

•



- 2013





中国忠旺
CHINA ZHONGWANG



2013

2013

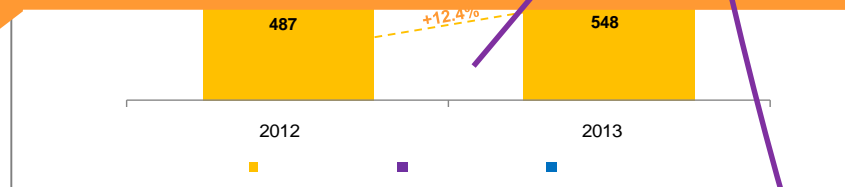
-

2.6

26.8%

12 31 ()	2012	2013	(%)
	13,497	14,307	+6.0
	3,260	3,841	+17.8
	2,342	2,555	+9.1
*	1,807	2,127	+17.7
()	0.33	0.39	+17.7
()	N/A	0.10	N/A

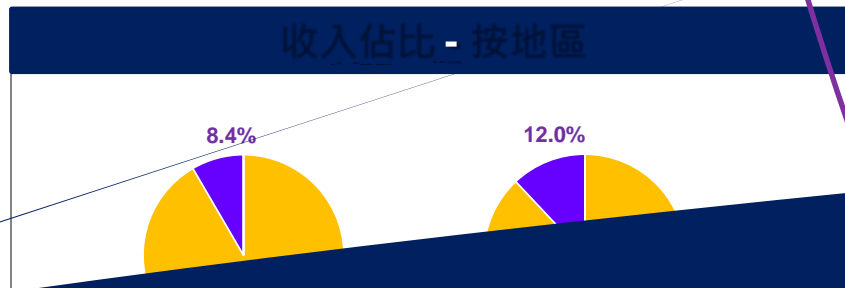
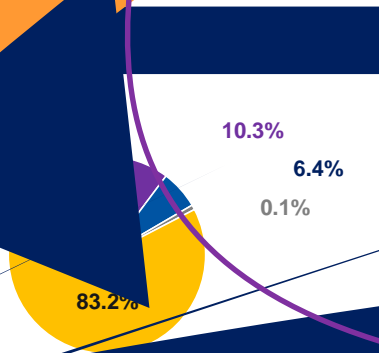
12 31 ()	2012	2013	
	24.2%	26.8%	+2.6
(EBITDA Margin)	23.5%	25.3%	+1.8
	13.4%	14.9%	+1.5

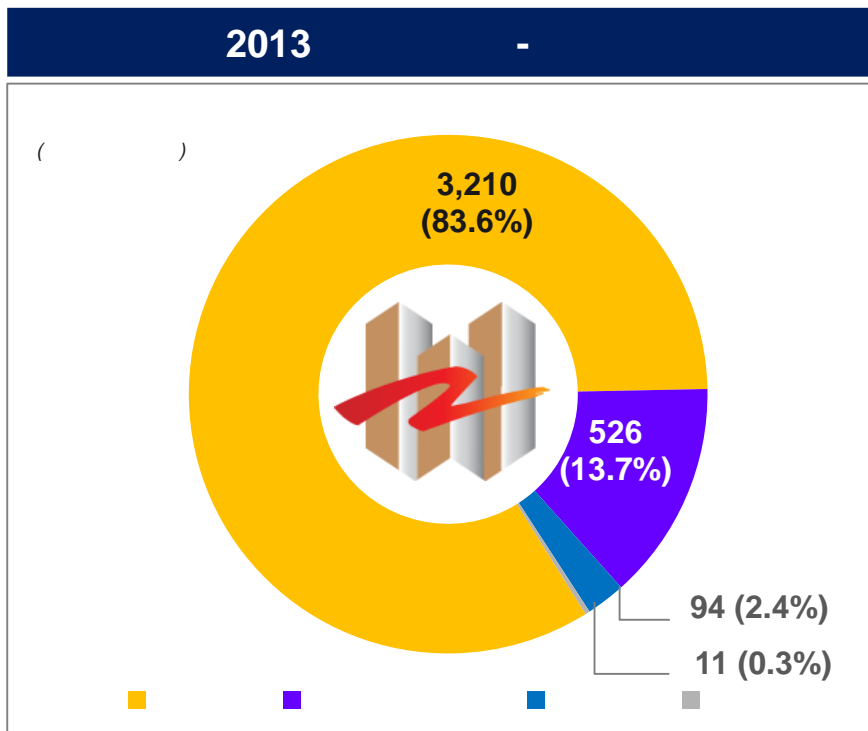


10.3%

12.0%

收入佔比 - 按地區





	2012		2013	
		()		()
	25.0%	23,038	27.0%	21,756
	44.1%	34,437	35.8%	27,553
	3.9%	18,704	10.2%	17,516
	24.2%	23,293	26.8%	21,889

	2012	2013
1	17	18
2	122	124
3	115	135


	2012	2013
	33,650	40,353
4	9,555	10,886
	17,508	19,639
()	3.24	3.63
	631	3,785
(%) ⁵	48.0%	51.3%

1. $= 365 \times ((\quad) + \quad) \times 2)$
2. $= 365 \times ((\quad) + \quad) \times 2)$
3. $= 365 \times ((\quad) + \quad) \times 2)$
4. $= \quad + \quad$
5. $= \quad \times 100\%$




中国忠旺





工業鋁型材

-
-



鋁型材深加工產品

-
-

2013 6

2014



-



中国忠旺
China Zhongwang





- 2013 12 31
93
100

- 2013 8
75MN
21 4 125MN


- 2015 225MN





- 2013
5.3

91.1%



-

96.5% 6.2



-

2013



-





中国忠旺
China Zhongwang

-

2015
2018

180
300



-



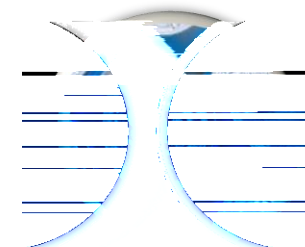
-



-

2013 11
/

42.3





中国忠旺
China Zhongwang

採用世界最先進的
生產設備

高效環保的
自動化的建築管

生產線





中国忠旺

CHINA ZHONGWANG



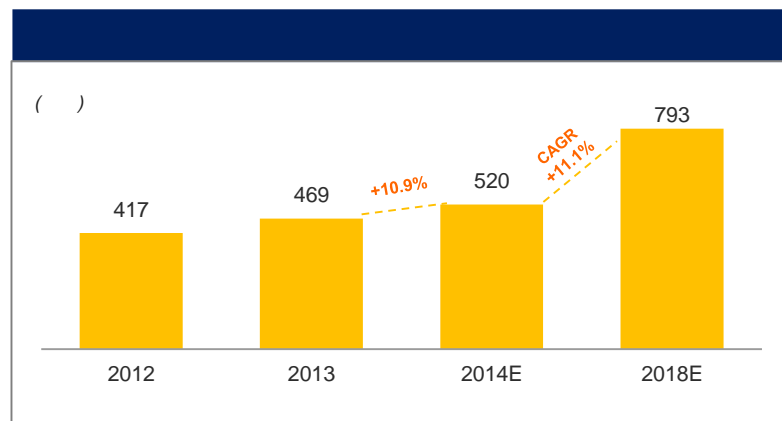


-
-



-
-





2013

(%)

/

[Redacted]

-
-
-

[Redacted]

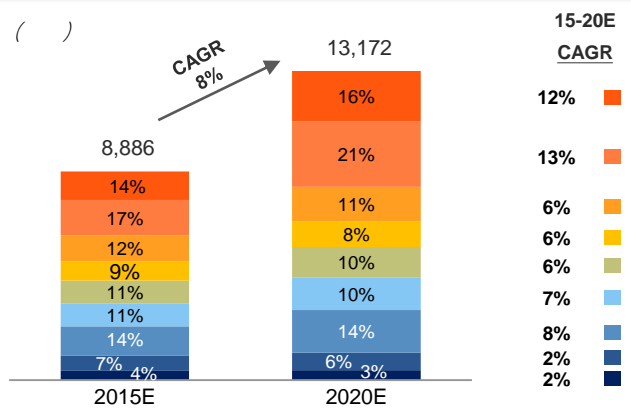
[Redacted]

-
-

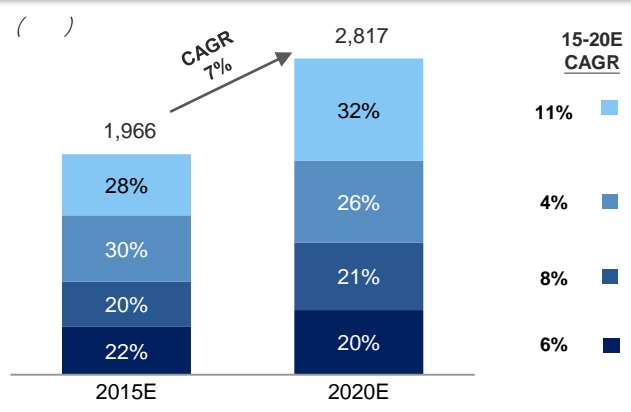
[Redacted]

BCG

[Redacted]



[Redacted]





- 1
- 2
- 3
- 4
- 5



中国忠旺





中国忠旺
China Zhongwang



中国忠旺
China Zhongwang



中国忠旺



-
-
-
-
-